



TITLE

SPECIFICATIONS

- 1 & 2 pole configurations
- Various terminals, sockets available
- Long life and high reliability
- 15A switching capability



1. TYPE: KML RELAY (P/C Board, Plug-in & Top mounting type)

2. COIL

1) VDC

COIL VOLTAGE (VDC)	PICK-UP VOLTAGE (VDC)	DROP-OUT VOLTAGE (VDC)	MAX-ALLOWABLE VOLTAGE (VDC)	COIL RESISTANCE (Ω)	COIL POWER (W)
5	4.0	0.5	5.5	27.5 x (1±10%)	0.9 to 1.1
6	4.8	0.6	6.6	40 x (1±10%)	
12	9.6	1.2	13.2	160 x (1±10%)	
24	19.2	2.4	26.4	650 x (1±10%)	
48	38.4	4.8	52.8	2600 x (1±15%)	
110	88.0	11.0	121	11000 x (1±15%)	

(at 23°C)

2) VAC

COIL VOLTAGE (VAC)	PICK-UP VOLTAGE (VAC)	DROP-OUT VOLTAGE (VAC)	MAX-ALLOWABLE VOLTAGE (VAC)	COIL RESISTANCE (Ω)	COIL POWER (VA)
6	4.8	1.8	6.6	11.5 x (1±10%)	1.2 to 1.8
12	9.6	3.6	13.2	46 x (1±10%)	
24	19.2	7.2	26.4	184 x (1±10%)	
48	38.4	14.4	52.8	735 x (1±10%)	
120	96.0	36	132	4550 x (1±15%)	
220/240	176	66	264	14400 x (1±15%)	

(at 23°C)



TITLE	SPECIFICATIONS	PAGE 2/5
3. CONTACTS	3-1) Contact arrangement : 1 Form C, 2 Form C 3-2) Contact Material : AgCdO 3-3) Contact resistance : 100mΩ at 1A 6VDC 3-4) Contact ratings (Resistive load) : ⊙ 1C: 15A 250VAC/30VDC ⊙ 2C: 10A 250VAC/30VDC 3-5) Max. switching voltage : 250VAC/30VDC 3-6) Max. switching current : 1C => 15A, 2C => 10A 3-7) Max. switching power : 1C => 3750VAC/450W, 2C => 2200VAC/280W	
4. CHARACTERISTICS	4-1) Operate time (at nomi. volt.) : Max. 25msec 4-2) Release time (at nomi. volt.) : Max. 25msec 4-3) Temperature Rise (at nomi. volt.) : 60K max 4-4) Insulation resistance : 500MΩ (at 500VAC) 4-5) Dielectric strength ⊙ Between open contacts : AC 1,000 Volt / one minute ⊙ Between coil and contacts : AC 1,500Volt / one minute ⊙ Between contact sets : AC 1,500Volt / one minute 4-6) Vibration resistance : 10 to 55Hz 1mm DA 4-7) Shock resistance ⊙ Functional : 100m/s ² ⊙ Destructive : 1000m/s ² 4-8) Ambient temperature : -40 to + 70℃ 4-9) Humidity : 98% RH, 40℃ 4-10) Life expectancy ⊙ Mechanical : 2x10 ⁷ operations ⊙ Electrical : 1x10 ⁵ operations 4-11) Weight : Approx. 37g 4-12) Outline dimension (L x W x H) : 28.0 x 21.5 x 35.0mm 4-13) Safety standard : cUL	



TITLE

SPECIFICATIONS

PAGE 3/5

5. ORDERING INFORMATION

EX.) KML 1 - A24 P

Contact arrangement	Coil Voltage	Terminal form
1 : SPST(1C) 2 : DPDT(2C)	DC : 5, 6, 12, 24, 48, 110 VDC AC : 6, 12, 24, 48, 120, 220/240 VAC	P : PC board S : Plug-in B : Top mounting SL : Plug-in with LED PL : PC board with LED

TO:	DATE:
TEXCELL NETCOM CO., LTD.	DRAWN BY: CHECKED BY:
DEVELOPMENT DEPT.	APPROVED BY:



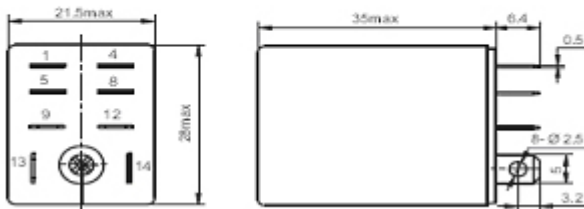
TITLE

DIMENSIONS

PAGE 4/5

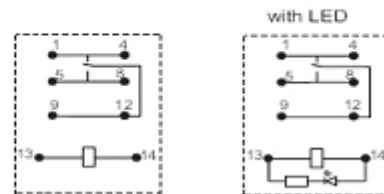
1 Form C, Plug-in

Outline Dimensions



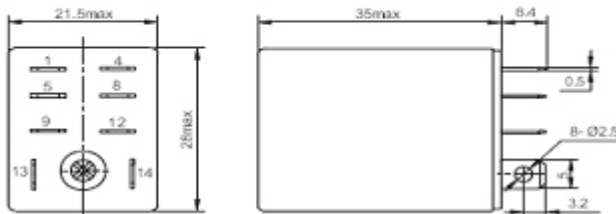
Wiring Diagram

(Bottom view)



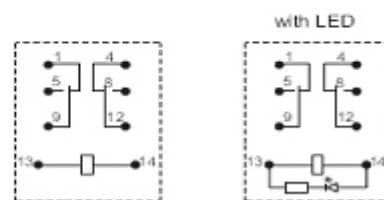
2 Form C, Plug-in

Outline Dimensions



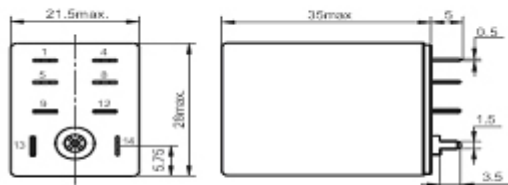
Wiring Diagram

(Bottom view)



2 Form C, PC board

Outline Dimensions

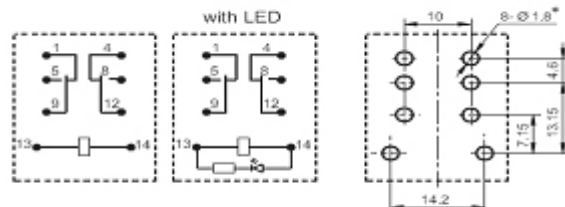


Wiring Diagram

(Bottom view)

PCB Layout

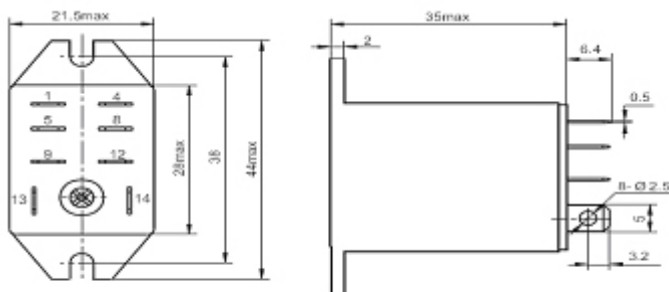
(Bottom view)



*- Please adjust the site of this diameter according to the actual application.

2 Form C, Top mounting

Outline Dimensions



Mounting holes



Remark: 1) In case of no tolerance shown in outline dimension: outline dimension $\leq 1\text{mm}$, tolerance should be $\pm 0.2\text{mm}$; outline dimension $> 1\text{mm}$ and $\leq 5\text{mm}$, tolerance should be $\pm 0.3\text{mm}$; outline dimension $> 5\text{mm}$, tolerance should be $\pm 0.4\text{mm}$.

2) The tolerance without indicating for PCB layout is always $\pm 0.1\text{mm}$.

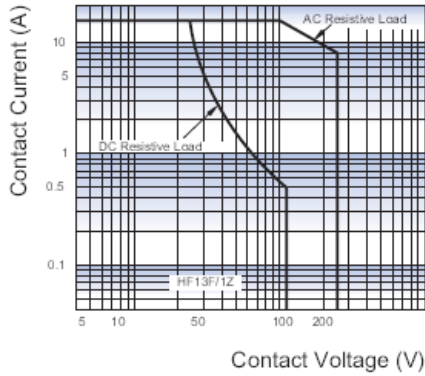


TITLE

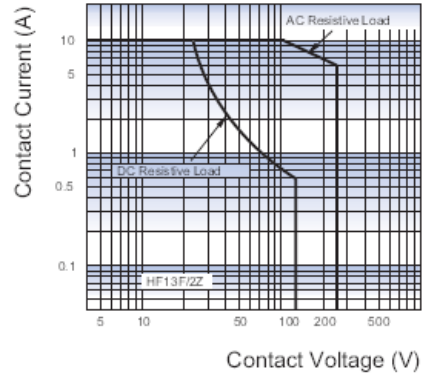
DIMENSIONS

PAGE 5/5

MAXIMUM SWITCHING POWER(1C)



MAXIMUM SWITCHING POWER(2C)



**** Disclaimer ****

This data sheet is for the customer's reference. All the specifications are subject to change without notice. We could not evaluate all the performance and all parameters for every possible application. Thus the user should be in right position to choose the suitable product for own application. If there is any query, please contact to Texcell Netcom Co., Ltd. for the technical service. However, it is the user's responsibility to determine which product should be used only.

TO:	DATE:
TEXCELL NETCOM CO., LTD.	DRAWN BY: CHECKED BY:
DEVELOPMENT DEPT.	APPROVED BY: